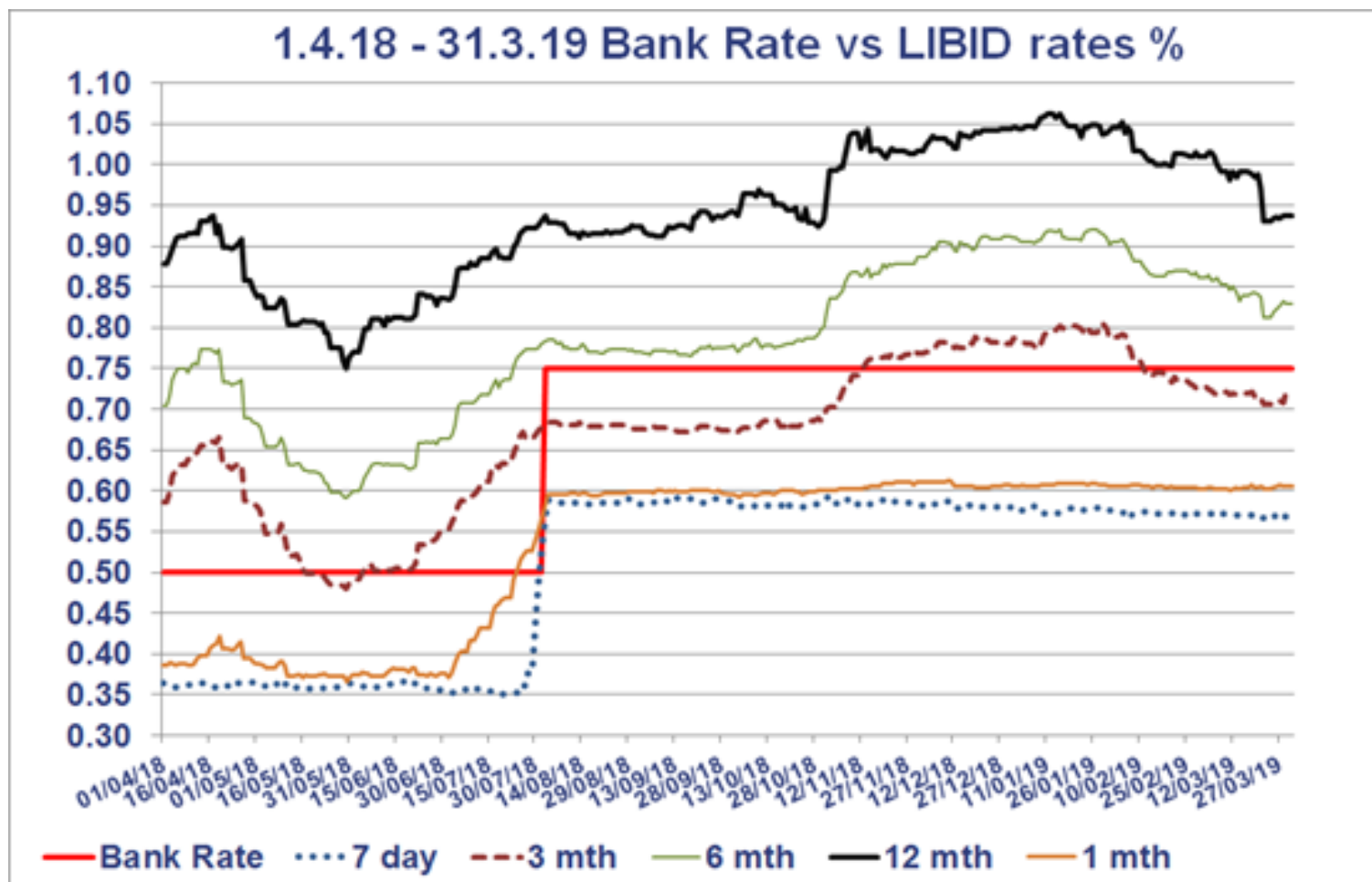
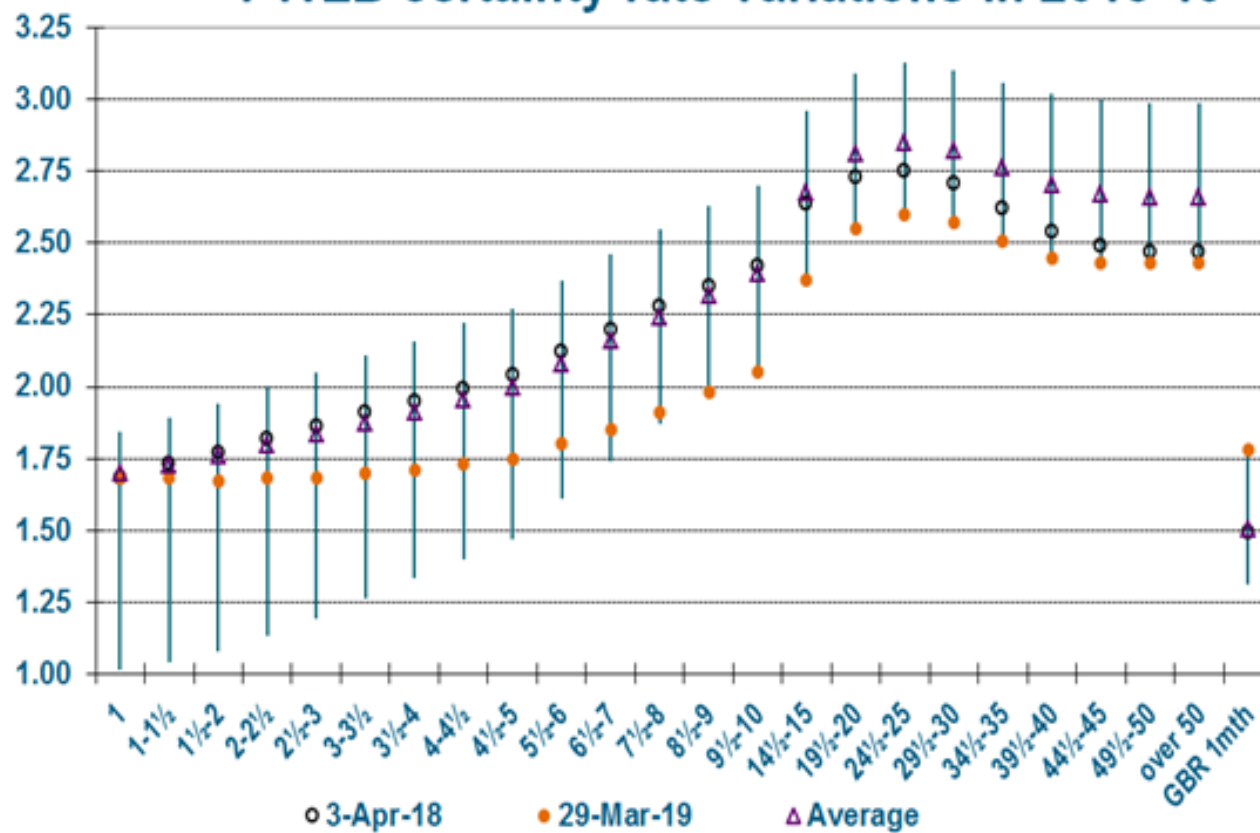


INVESTMENT AND BORROWING RATES 2018-2019

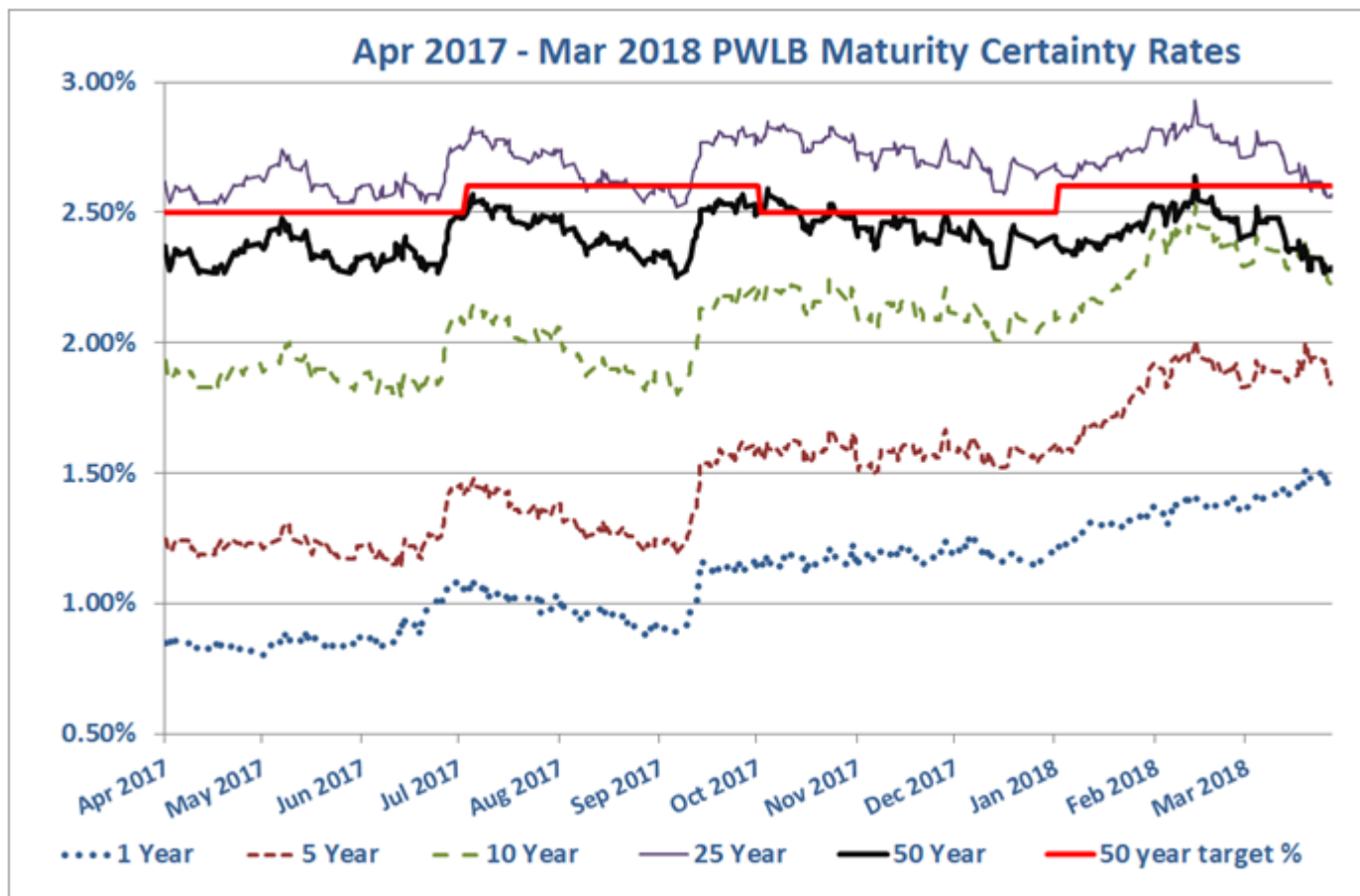


PWLB Certainty Rate Summary

PWLB certainty rate variations in 2018-19



	1 Year	5 Year	10 Year	25 Year	50 Year
02/04/2018	1.48%	1.85%	2.23%	2.57%	2.29%
29/03/2019	1.48%	1.55%	1.85%	2.40%	2.23%
Low	1.28%	1.50%	1.80%	2.33%	2.16%
Date	29/05/2018	26/03/2019	28/03/2019	26/03/2019	26/03/2019
High	1.64%	2.07%	2.50%	2.93%	2.79%
Date	04/10/2018	10/10/2018	10/10/2018	10/10/2018	12/10/2018
Average	1.50%	1.80%	2.20%	2.66%	2.47%



### Money market investment rates 2018/19

	Bank Rate	7 day	1 mth	3 mth	6 mth	12 mth
01/04/2018	0.50	0.36	0.39	0.59	0.70	0.88
31/03/2019	0.75	0.57	0.61	0.72	0.83	0.94
High	0.75	0.59	0.61	0.81	0.92	1.06
High Date	02/08/2018	01/11/2018	10/12/2018	29/01/2019	15/01/2019	11/01/2019
Low	0.50	0.35	0.37	0.48	0.59	0.75
Low Date	01/04/2018	19/07/2018	30/05/2018	30/05/2018	30/05/2018	30/05/2018
Average	0.67	0.51	0.54	0.68	0.79	0.94
Spread	0.25	0.24	0.25	0.33	0.33	0.31